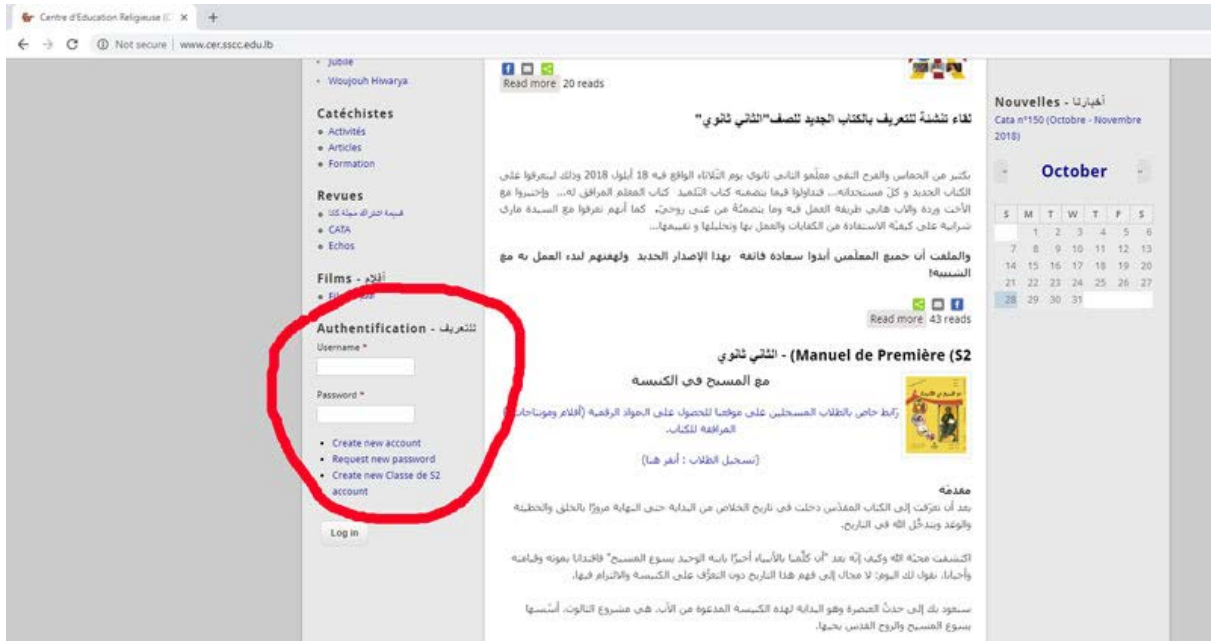


الثاني ثانوي : كيفية التسجيل - Manuel de Première (S2)

To be able to access the ressources prepared for the S2 book, you need to register on the site.

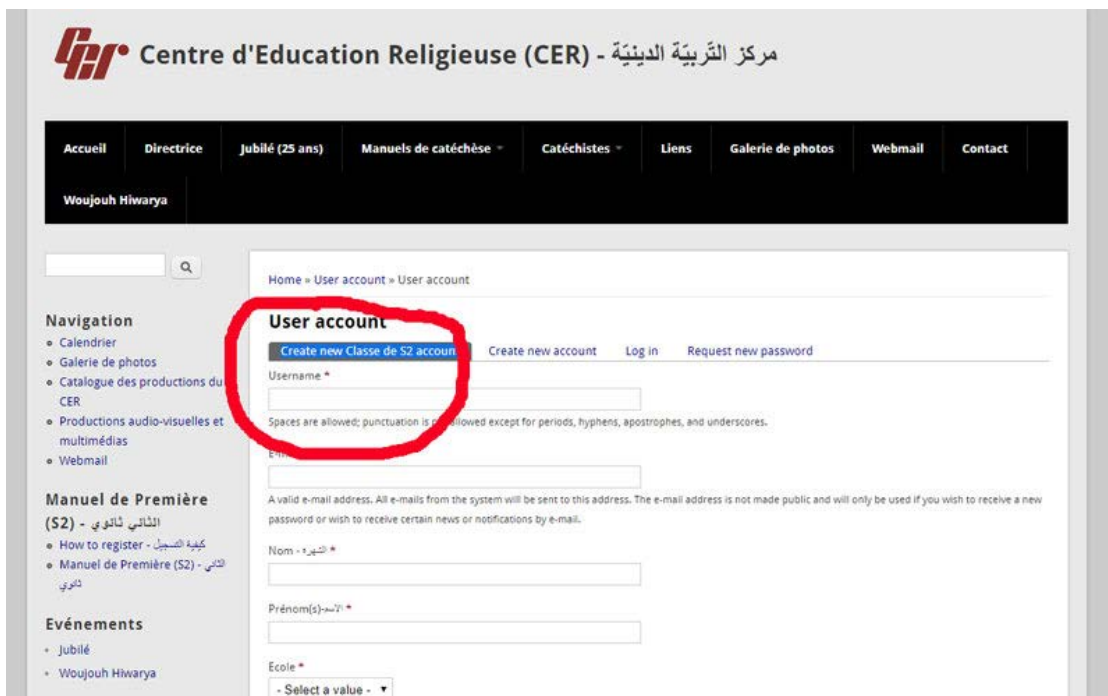
How to register ?

- Step 1 : go to "Authentication-التعريف" then click "Create new Classe de S2 account".



The screenshot shows the website's navigation menu on the left, including 'Catechistes', 'Revue', and 'Films'. The main content area is titled 'لقاء تشبثة للتعريف بالكتاب الجديد لتصف الثاني ثانوي' and contains several articles. A red circle highlights the 'Authentication - للتعريف' section, which includes a login form with fields for 'Username' and 'Password', and three buttons: 'Create new account', 'Request new password', and 'Create new Classe de S2 account'. The 'Create new Classe de S2 account' button is the one to be clicked according to the instructions.

- Step 2 : fill the informations needed from the tab "Create new Classe de S2 account"



The screenshot shows the 'User account' page with a navigation menu at the top. The 'Create new Classe de S2 account' button is circled in red. The page includes a search bar, a navigation menu, and a registration form with fields for 'Nom', 'Prénom', and 'Ecole'. The 'Ecole' field is a dropdown menu with the text '- Select a value -'.

- Step 3 : Then fill the "captcha" code and click on "create new account"

Home » User account » User account

User account

[Create new Classe de S2 account](#) [Create new account](#) [Log in](#) [Request new password](#)

Username *

E-mail address *

Nom - الشجرة *

Prénom(s) - الاسم *

Ecole *

CAPTCHA

This question is for testing whether or not you are a human visitor and to prevent automated spam submissions.

What code is in the image? *

Enter the characters shown in the image.

[Create new account](#)

- Step 4 : "A welcome message with further instructions has been sent to your e-mail address." Go to your e-mail and click the one time link, to be able to create your personal password.

Accueil Directrice Jubilé (25 ans) Manuels de catéchèse Catéchistes Liens Galerie de photos Webmail Contact

Woujough Hiwarya

A welcome message with further instructions has been sent to your e-mail address.

Cata n°150 (Octobre - Novembre 2018)

(Cata n°150 (Octobre - Novembre 2018))

للمبتدئين فقط
Cata-150 version en ligne : cliquez
فسيمة اشتراك مجلة كاتا

Revue: CATA
Read more 23 reads

Echos n°201 (Septembre - Octobre 2018)

Echos n°201 (Septembre - Octobre 2018)

Revue: Echos
Read more 20 reads

لقاء تشبته للتعريف بالكتاب الجديد للصف "الثاني ثانوي"

Follow us on social media

Facebook
Centre d'E...
791 likes
Like Page


Nouvelles - أخبارنا
Cata n°150 (Octobre - Novembre 2018)

October

- Step 5 : Then click on "login"

 webmaster@cer.sccc.edu.lb
Account details for test at Centre d'Education Religieuse (CER) - مركز التربية الدينية

To: Michel Haddad

 We removed extra line breaks from this message.

test,

Thank you for registering at Centre d'Education Religieuse (CER) - مركز التربية الدينية. You may now log in by clicking this link or copying and pasting it to your browser:

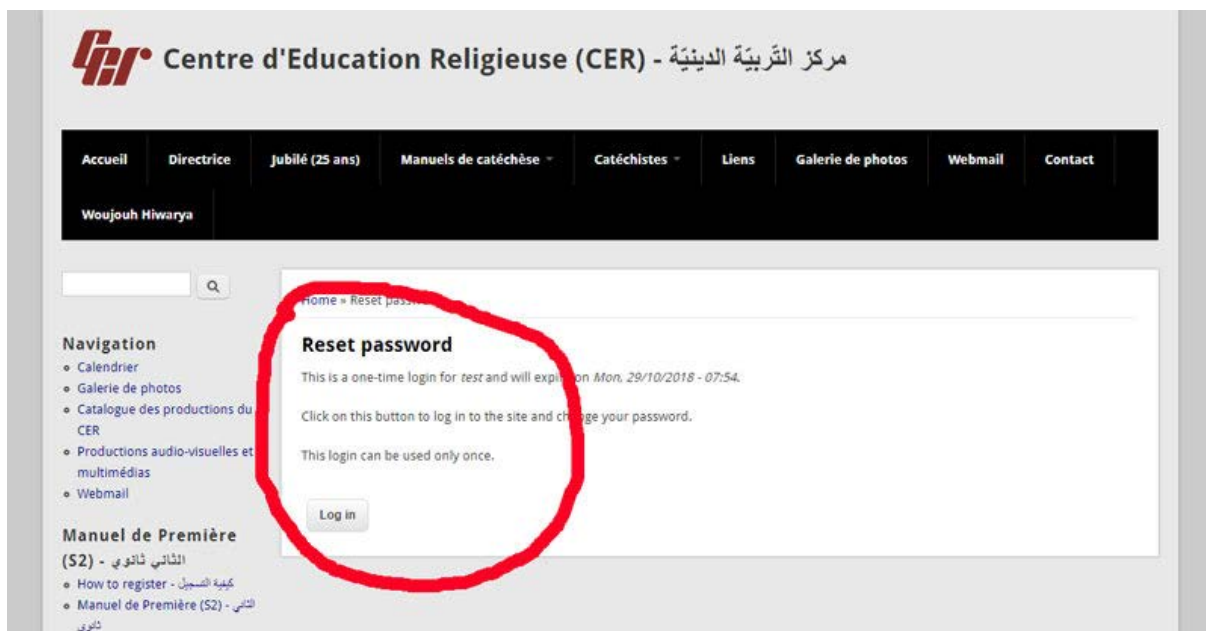
[http://www.cer.sccc.edu.lb/user/reset/6490/1540706063/HI9TLFU NmpDq\(xnmultfaehCTk4cEhCr1hHuGJK0DGw](http://www.cer.sccc.edu.lb/user/reset/6490/1540706063/HI9TLFU NmpDq(xnmultfaehCTk4cEhCr1hHuGJK0DGw)

This link can only be used once to log in and will lead you to a page where you can set your password.

After setting your password, you will be able to log in at <http://www.cer.sccc.edu.lb/user> in the future using:

username: test
password: Your password

-- Centre d'Education Religieuse (CER) - مركز التربية الدينية team



Centre d'Education Religieuse (CER) - مركز التربية الدينية

Accueil | Directrice | Jubilé (25 ans) | Manuels de catéchèse | Catéchistes | Liens | Galerie de photos | Webmail | Contact

Woujough Hwarya

Navigation

- Calendrier
- Galerie de photos
- Catalogue des productions du CER
- Productions audio-visuelles et multimédias
- Webmail

Manuel de Première (S2) - الثاني ثانوي

- How to register - كيفية التسجيل
- Manuel de Première (S2) - الثاني ثانوي

Home » Reset password

Reset password

This is a one-time login for test and will expire on Mon, 29/10/2018 - 07:54.

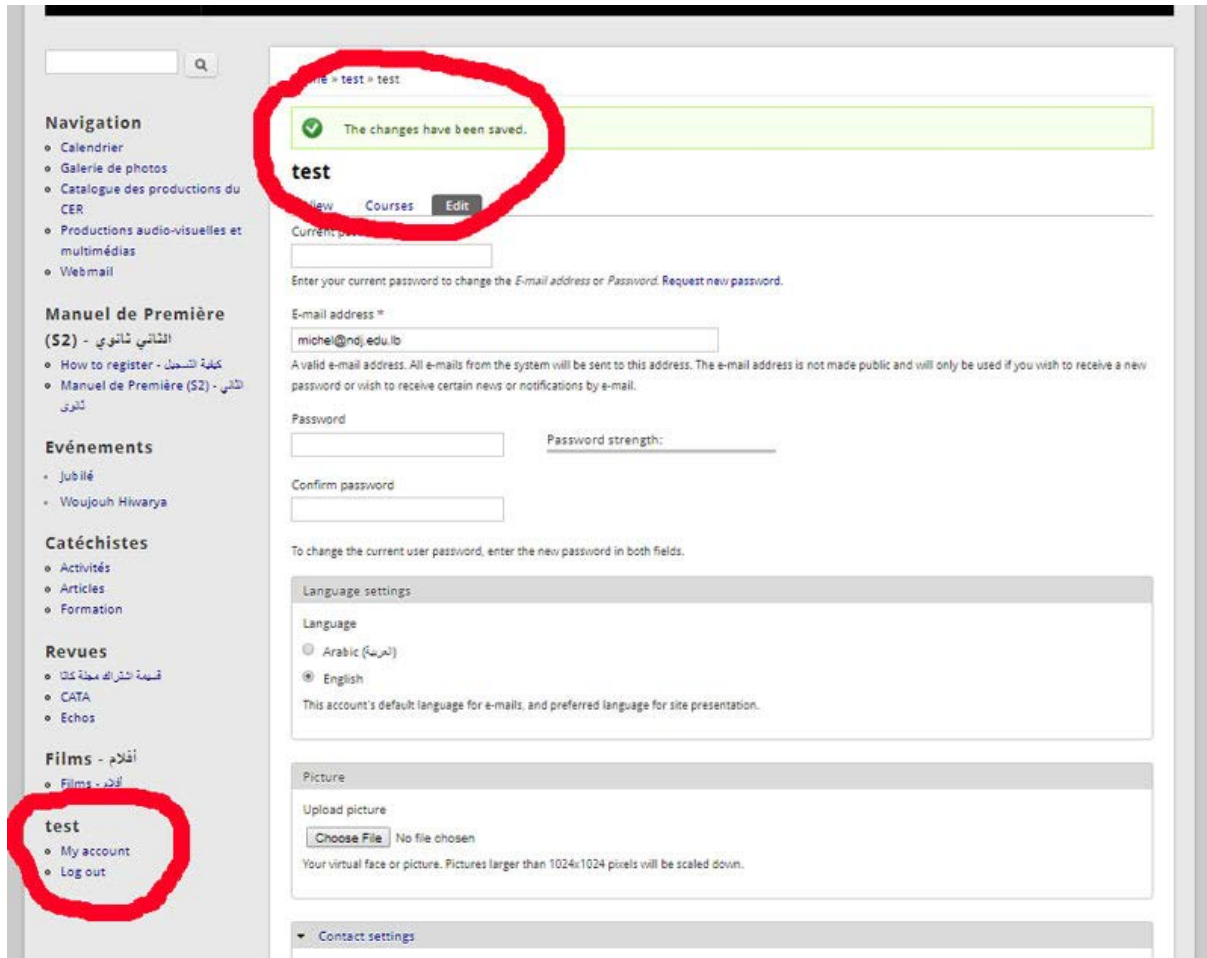
Click on this button to log in to the site and change your password.

This login can be used only once.

- Step 6 : enter your personal password and go down to click "save".

The image shows a user profile page for a user named 'test'. At the top, there is a navigation menu with options like 'View', 'Courses', and 'Edit'. Below this, there is a message: 'You have just used your one-time login link. It is no longer necessary to use this link to log in. Please change your password.' The main section is titled 'test' and contains several form fields. The 'Password' field, 'Confirm password' field, and the 'Save' button at the bottom are highlighted with red circles. The 'Password' field is also accompanied by a 'Password strength' indicator. Below the password fields, there are sections for 'Language settings' (with 'English' selected), 'Picture' (with a 'Choose File' button), and 'Contact settings' (with 'Personal contact form' checked). At the bottom, there are fields for 'Nom - الثهرة *', 'Prénom(الاسم) *', and 'Role *' (a dropdown menu).

- Step 7 : The system saves your password and log you in. You know you're logged in when you see at the bottom left your "username"



Now you can access the ressources prepared for the S2 book.

- Next time you need to authenticate by entering your username and password and click "Login"

